

Orange County, CA: Stop AAPI Hate Report

3/19-4/15/2020

A Project of Asian Pacific Planning and Policy Council, Chinese for Affirmative Action, and San Francisco State Asian American Studies

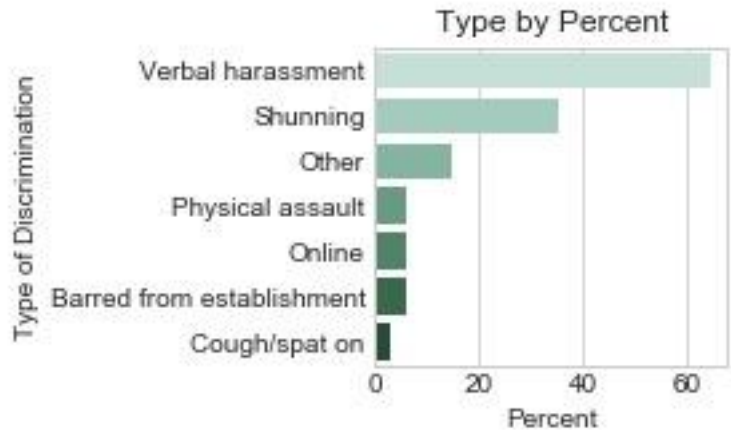
Individuals from Orange County, California, reported 34 incidents between March 19, 2020 to April 15, 2020. Such cases tend to be underreported and that the following data is just a sample of the incidents occurring in the Orange County.

Trends:

- Korean Americans reported 50% of the cases in Orange County
- Women are almost four times more likely to report Covid-19 discrimination
- Verbal harassment makes up almost 2/3 of the cases of discrimination

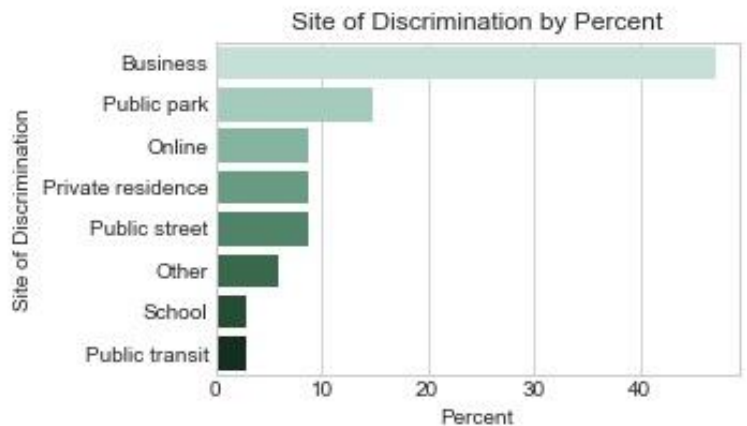
Type of Discrimination

Type	Percent
Verbal Harassment	64.71
Shunning	35.29
Other	14.71
Physical Assault	5.88
Online	5.88
Barred from Establishment	5.88
Coughed/Spit Upon	2.94



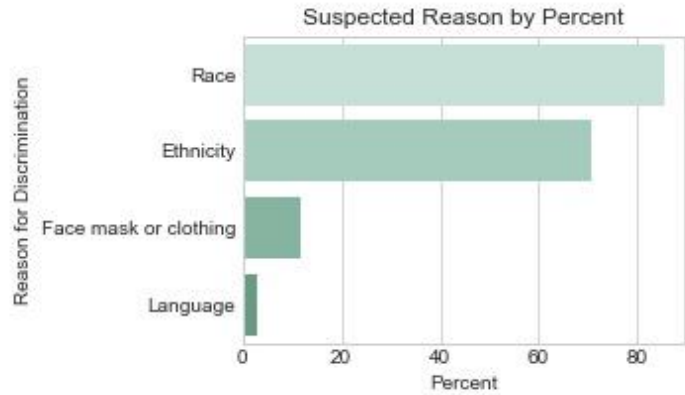
Site of Discrimination

Site	Percent
Business	47.05
Public Park	14.71
Online	8.82
Private Residence	8.82
Public Street	8.82
Other	5.88
School	2.94
Public Transit	2.94



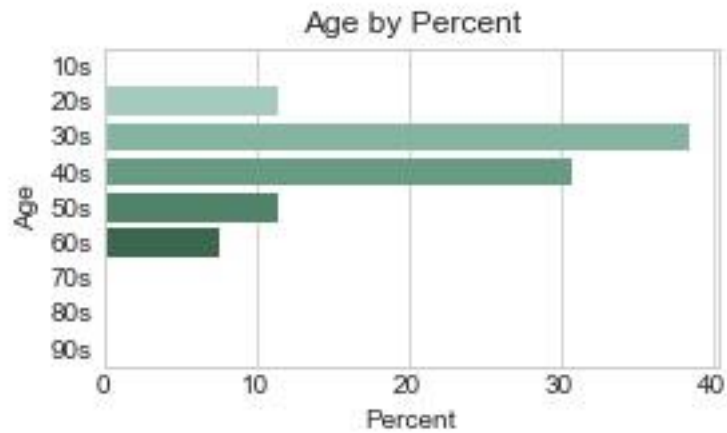
Suspected Reason for Discrimination

Reason	Percent
Race	85.29
Ethnicity	70.59
Face mask or clothing	11.76
Language	2.94



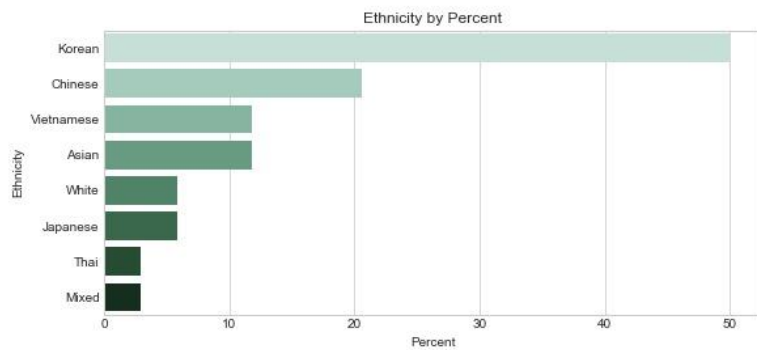
Age

Age	Percent
10s	0.0
20s	11.54
30s	38.46
40s	30.77
50s	11.54
60s	7.69
70s	0.0
80s	0.0
90s	0.0



Ethnicity

Ethnicity	Percent
Korean	50.00
Chinese	20.59
Vietnamese	11.76
Asian	11.76
White	5.88
Japanese	5.88
Thai	2.94
Mixed	2.94



Gender

Gender	Percent
Female	74.19
Male	19.35
Trans & Gender Nonbinary	6.45

